


RM93 MINIATURE POWER RELAY

COIL DATA

Rated voltage 6...80 V DC (standard version)
 5...60 V DC (sensitive version)
 Must release voltage > 0,1 U_n
 Operating range of supply voltage see tables below
 Rated power consumption 0,8 W (standard version)
 0,5 W (sensitive version)



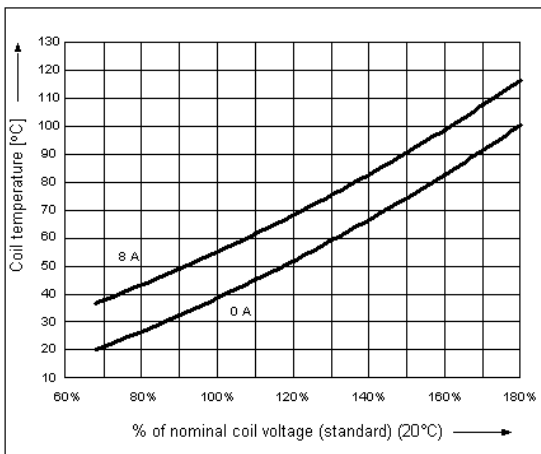
Coil data - standard version

Coil code	Rated voltage V DC	Coil resistance +/- 10% at 20°C	Operating range of supply voltage at 20°C V DC	
			min.	max.
1006	6	58	4	9.4
1012	12	170	7.4	16.2
1024	24	740	15.4	33.6
1036	36	1600	23.5	50
1048	48	3200	31	70
1060	60	5000	38	87
1080	80	10000	55	125

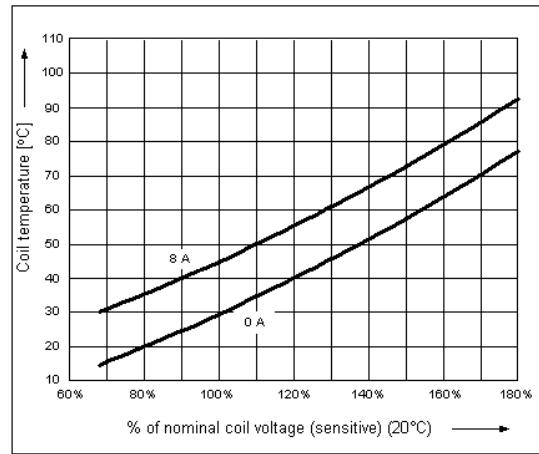
Coil data - sensitive version

Coil code	Rated voltage V DC	Coil resistance +/- 10% at 20°C	Operating range of supply voltage at 20°C V DC	
			min.	max.
S005	5	47	3.2	8.5
S006	6	80	4.2	11
S012	12	330	8.3	22.5
S024	24	1200	16.8	43
S036	36	2700	25	64
S048	48	4700	32.8	85
S060	60	7200	42	105

Coil temperature rise - standard version



Coil temperature rise - sensitive version



CONTACTS DATA

Contact number & arrangement 1C/O, 1N/O, 1NC
 Contact material AgCdO // AgCdO/Au 3µm
 AgCu/Au 0,2µm

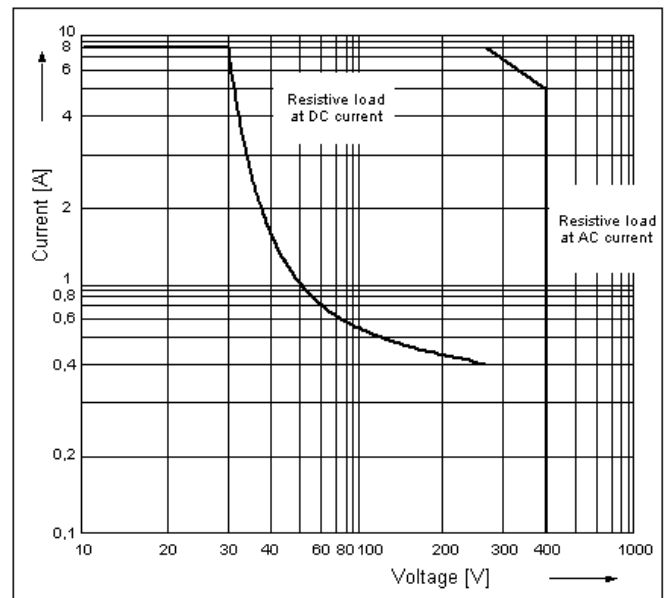
Voltage

Max. switching voltage AC/DC 400 V / 250 V
 Min. switching voltage AC/DC 5 V (AgCdO/Au 3µm)
 10 V (AgCdO, AgCu/Au 0,2µm)

Current

Rated load AC1 8 A / 250 V AC
 DC1 8 A / 24 V DC
 Min. switching current 5 mA
 Rated current 8 A
 Max. breaking capacity 2 000 VA
 Min. breaking capacity contact manufacturer
 Resistance < 100 mOhm at 10 mA, 1 V
Max. operating frequency
 at rated load 600 cycles/hour
 no load 72 000 cycles/hour

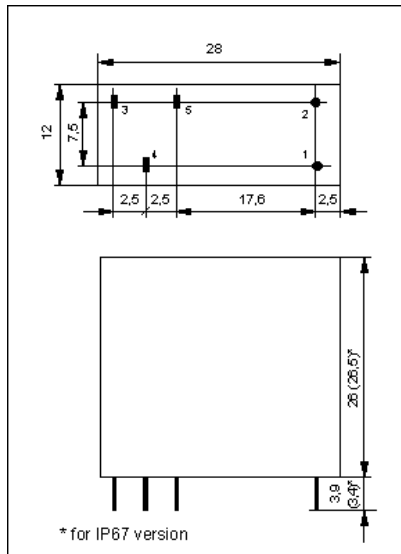
MAX. AC AND DC RESISTIVE LOAD BREAKING CAPACITY



GENERAL DATA

Operating time (typical value) 7 ms
 Release time (typical value) 2 ms
Electrical life
 resistive >2 x 10⁵ at 8 A, 250 V AC
 cos φ see power factor diagram
 Mechanical life (cycles) >3 x 10⁷
 Dimensions (L x W x H), mm 28 x 12 x 26 (26,5 for IP67 version)
 Weight 17 g
Ambient temperature
 storing -40...+85°C
 operating -40...+70°C
 Cover protection category IP40 or IP67
 Shock resistance 20 g
 Vibration resistance 10 g for 10...150 Hz
 Solder bath temperature max. 270°C
 Soldering time max. 5 s

DIMENSIONS, MM



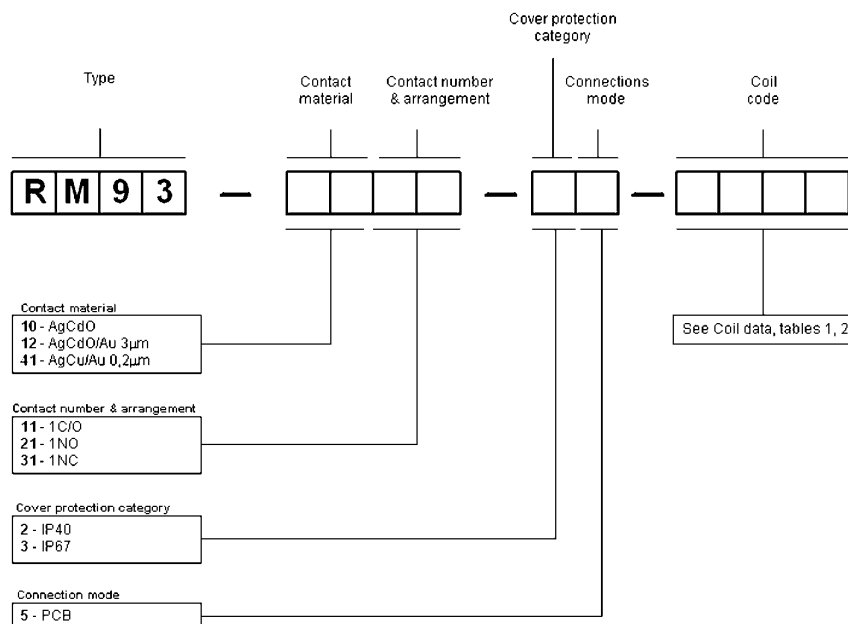
INSULATION DATA

Insulation category C250
Voltage
 Insulation rated voltage 400 V AC
 Dielectric strength
 coil-contact 4 000 V AC
 contact-contact 1 000 V AC
Contact-coil distance
 clearance > 8 mm
 creepage > 8 mm

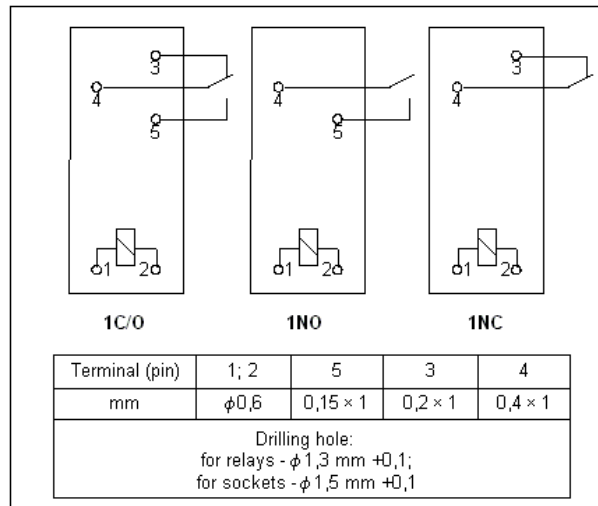
MOUNTING:

- direct PCB mounting (PCB terminals socket GW93 (clip RM81 0001)
- DIN rail mount socket with screw terminals GZ93 (clip GZ80 1001 or MS25)+ Indicator modules for GZ92 sockets

HOW TO ORDER RM93 RELAY: ORDERING CODES



CONNECTIONS DIAGRAM



ELECTRICAL LIFE REDUCTION FACTOR AT AC INDUCTIVE LOAD

